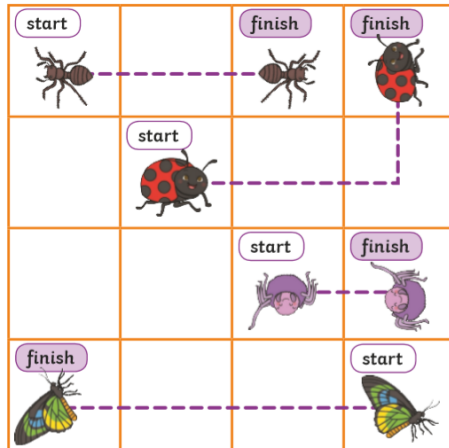


MATHS HOME LEARNING MONDAY 13TH JULY

L.O. To describe movement

RED

Complete the sentences to describe how the animals have moved.



The spider has made a _____ turn and moved forward _____.

The butterfly has moved _____ 3 and made a quarter turn _____.


The ant has made a _____ turn clockwise and moved forward _____.

The ladybird has moved _____ 2, made a _____ turn and then moved forward _____.

ORANGE

Treasure Map

Help Pirate Pete find his way to the buried treasure, by following the instructions on the map.



Start at X.

Move 2 squares forward. Rotate clockwise.

Move 1 square forward. Rotate anti-clockwise.

Move 1 square forward. Rotate clockwise.

Move 3 squares forward. Rotate anti-clockwise.

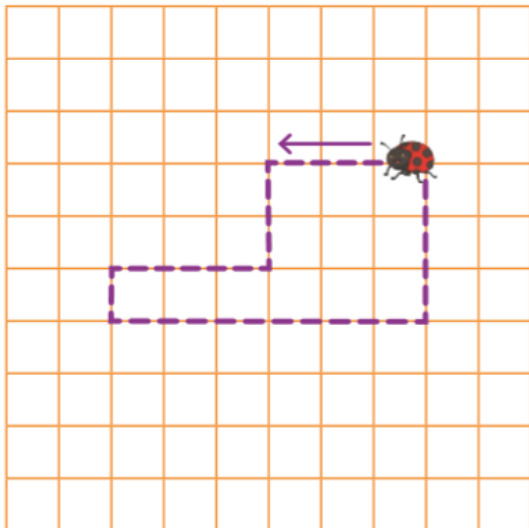
Move 2 squares forward. Rotate clockwise.

Move 2 squares forward. Draw the treasure on the map!



GREEN

The ladybird is going to move all around the shape and back to where it started.



Describe the route the ladybird takes.

On squared paper, draw shapes and describe the routes around the sides.

REASONING

Draw the route to show these directions.



Forward 1 square. Turn left.

Forward 1 square, quarter turn anti-clockwise.

Forward 1 square. Make a quarter turn clockwise.

Forward 1 square. Make a three quarter turn anti-clockwise. Forward 3

MATHS HOME LEARNING TUESDAY 14TH JULY

L.O. To make patterns with shapes

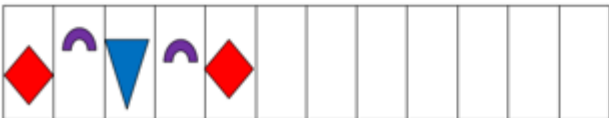
RED



ORANGE

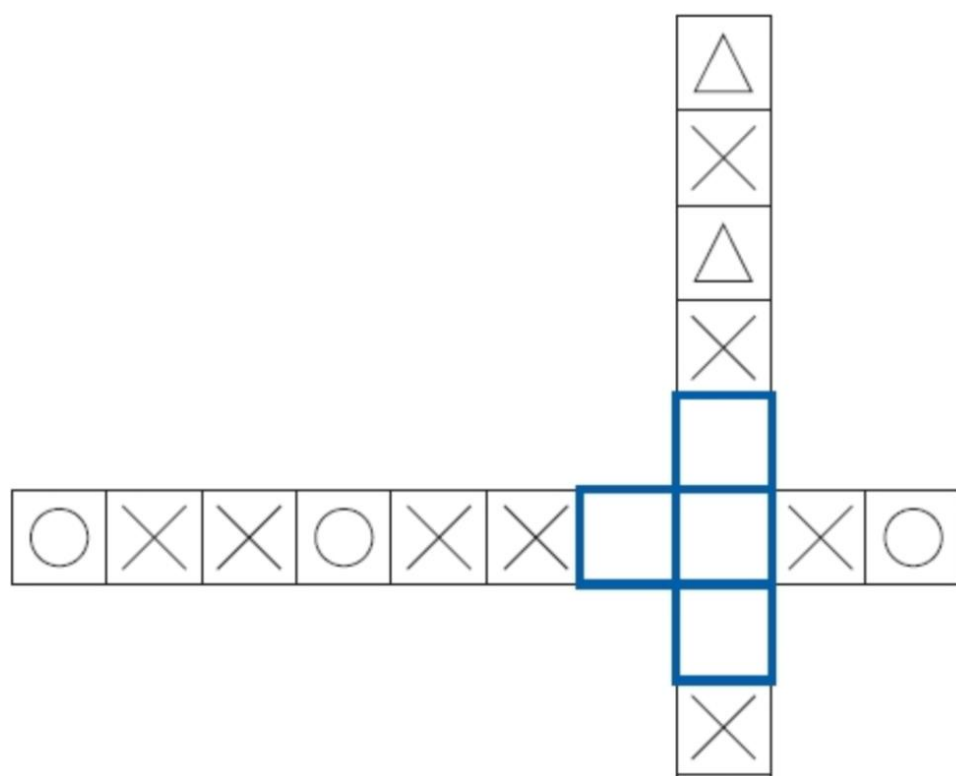


GREEN



REASONING

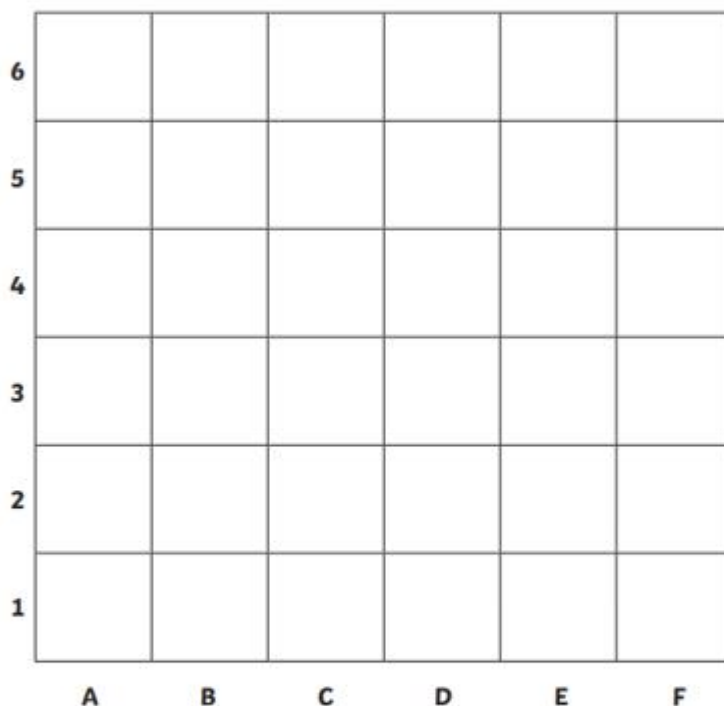
Draw a shape in each empty box to make the patterns correct.



L.O. To describe position using grid references

RED

Colouring Grid References



Colour each square the correct colour.

yellow (C,1)

orange (E,6)

red (D,5)

purple (C,4)

blue (E,2)

green (F,1)

green (A,3)

blue (D,3)

purple (C,6)

red (B,4)

orange (A,2)

yellow (F,5)

ORANGE

Colouring Grid References

10										
9										
8										
7										
6										
5										
4										
3										
2										
1										
	A	B	C	D	E	F	G	H	I	J

Colour each square the correct colour.

yellow (E,6)

orange (C,8)

red (J,2)

purple (F,4)

blue (G,1)

green (D,7)

green (H,5)

blue (B,3)

purple (A,9)

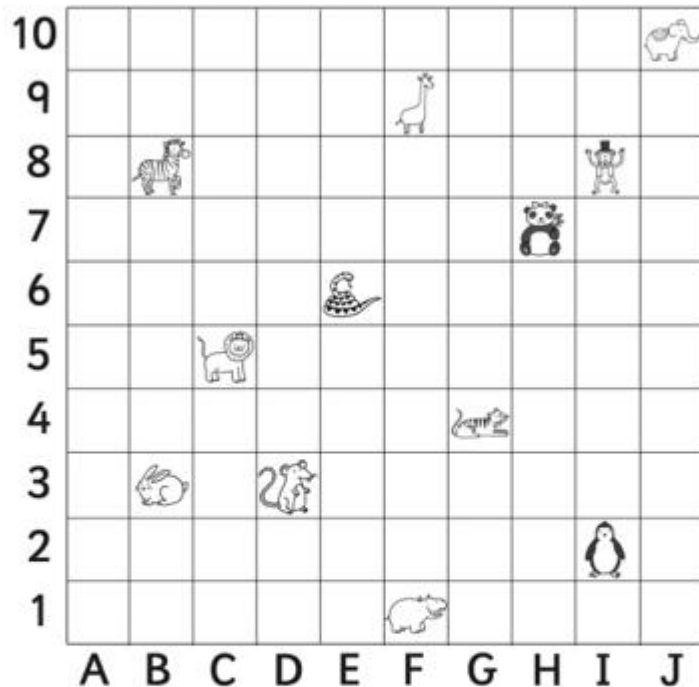
red (G,2)

orange (H,4)

yellow (I,8)

GREEN

Animal Grid References Worksheet



Write the coordinates of each animal.

Zebra _____

Mouse _____

Tiger _____

Hippo _____

Panda _____

Snake _____

Lion _____

Monkey _____

Giraffe _____

Penguin _____

Elephant _____

Rabbit _____

REASONING

The tick (✓) is in square **B5**

Draw a cross (X) in square **D2**


5		✓			
4					
3					
2					
1					
	A	B	C	D	E






MATHS HOME LEARNING THURSDAY 16TH JULY

L.O. To make a tally chart

RED


It is the end of the week and these are the fruits and vegetables left over from snack time at school. Create a tally chart to show what is left.



Tally Chart		
	Tally	Total
		
		
		
		
		

ORANGE

It is the end of the week and these are the fruits and vegetables left over from snack time at school. Create a tally chart to show what is left.



Tally Chart		
	Tally	Total
