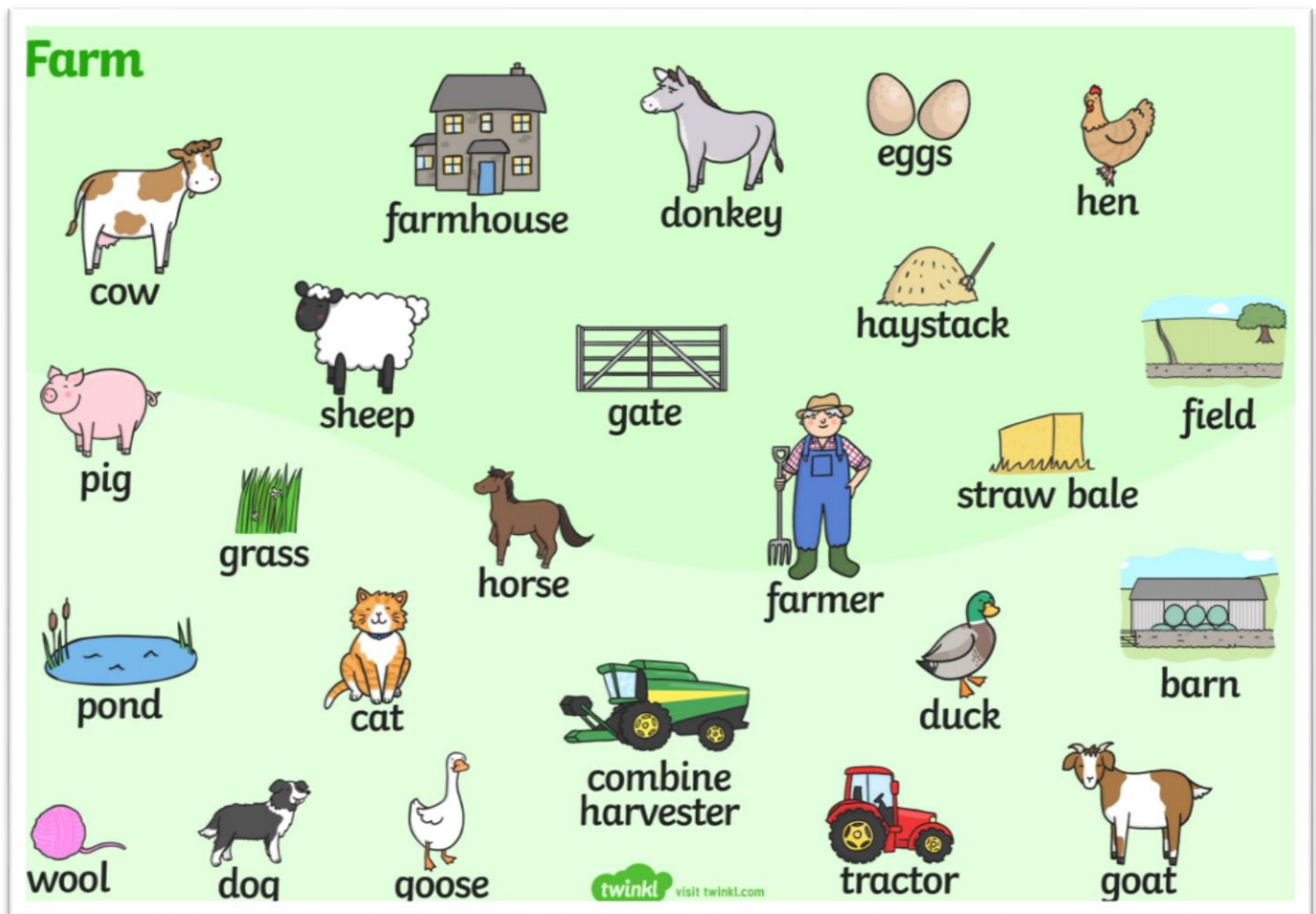


Reception Home Learning



Week beginning 15/06/2020 Please do not feel you have to print out this pack. You can complete all work in your exercise books, use this pack as a basis.

This week our topic is Farm Animals



What might you see on a farm?

Use the key words to help you write a list of all the things you may see on a farm include other ideas you can think of.

Watch these videos and listen to the pod cast, they will help you with your list!

<https://www.bbc.co.uk/bitesize/clips/z9qtfg8>

<https://www.bbc.co.uk/bitesize/clips/zs97tfr>

<https://www.bbc.co.uk/cbeebies/curations/down-on-the-farm-on-cbeebies-radio>

- Mud

- Wheelbarrow

- _____

- _____

- _____

- _____

- _____

- _____

- _____

- _____

- _____

Now, using your list create 5 sentences about all of the things you may find on a farm.

e.g I can see a cow eating grass

Using the internet, can you research, the different names that belong to the baby animals



Chick



2 Times Table Activities

Count in 2s and colour in the grid:


1	2	3	4	5
6	7	8	9	10
11	12	13	14	15
16	17	18	19	20
21	22	23	24	25

Work out these answers:

- a) $1 \times 2 =$ _____
 b) $3 \times 2 =$ _____
 c) $5 \times 2 =$ _____
 d) $7 \times 2 =$ _____
 e) $9 \times 2 =$ _____
 f) $11 \times 2 =$ _____
 g) $2 \times 2 =$ _____
 h) $4 \times 2 =$ _____
 i) $6 \times 2 =$ _____
 j) $8 \times 2 =$ _____
 k) $10 \times 2 =$ _____
 l) $12 \times 2 =$ _____

How many ears are there?

a)  _____ \times _____ = _____

b)  _____ \times _____ = _____

c)  _____ \times _____ = _____

d)  _____ \times _____ = _____

This week for maths we will be looking at our Two Timetables

Watch this video to get you into the groove of two!

<https://www.youtube.com/watch?v=iiR8hqJeQsw>

I can count in 2s. Fill in the blanks.

0

2

10

16

I can complete missing number calculations.

$$2 \times \square = 0$$

$$2 \times \square = 2$$

$$2 \times \square = 4$$

$$2 \times \square = 6$$

$$2 \times \square = 8$$

$$2 \times \square = 10$$

$$2 \times \square = 12$$

$$2 \times \square = 14$$

$$2 \times \square = 16$$

$$2 \times \square = 18$$

$$2 \times \square = 20$$

Wellbeing Craft -

Things to Look Forward To Jar

Use these craft instructions to create your own wellbeing jar. Having things to look forward to can make you feel happier and improve your wellbeing. Each time you think of something you would like to do in the future, write it on a piece of paper and place it inside your decorated jar.

You will need:

- glass or plastic jar
- scissors
- paintbrush
- white glue
- sticky label or strip of paper
- tissue paper or coloured paper
- pencil
- paper to record the things you are looking forward to



Instructions



1 Cut shapes out of the colourful paper or tissue paper.



4 Write a label for your jar. You could write 'Things to Look Forward To'.



2 Use the paintbrush to put some glue onto the jar.



5 You can use white glue to paint over the top of the shapes on your jar and the label. This will give it a nice, shiny effect.



3 Stick the paper shapes carefully onto the jar.



6 Once dry, your jar is ready to use. Write things that you are looking forward to on pieces of paper and place them into your decorated jar.

The Best Thing That Happened Today

Draw a picture to show this at the end of the day!



Thinking Time

I am happy when...

I feel this way because...

I can feel this way more by...

Good Things

Write or draw the things that are good in your life.


1.



2.



3.



Rate the Day



Stay safe everyone!

Games

<https://www.bbc.co.uk/games/embed/g7rh7b3d4q?exitGameUrl=https%3A%2F%2Fwww.bbc.co.uk%2Fcbeebies%2Fgames%2Fdown-on-the-farm-a-year-on-your-farm>

<https://www.sheppardsoftware.com/preschool/animals/farm/animalfarmmovie.htm>

<https://www.bbc.co.uk/cbeebies/watch/get-ready-for-down-on-the-farm>