

The Seaside

We are going to be learning about the seaside. Let's listen to this story – Mr Walker's Day at the Seaside



<https://www.youtube.com/watch?v=lmFsEvZ-9pQ>

Features of the Seaside





Sea



Pier



Cliffs



Promenade



Harbour



Cave



Lighthouse




















Bay




Rockpools

What can you see? Use the word bank to help you.

Seaside Word Mat

				
lifebelt	ice cream	deck chair	bucket and spade	seagull
				
sunglasses	rockpool	beach ball	shells	windmill
				
lighthouse	waves	beach	sandals	lifeguard
				
ice cream van	sandcastle	boat		

 www.twinkl.co.uk

Can you sort these features into physical and human?

Seaside Sort



Can you sort these key words into 'human' and 'physical'?



sand	sea	promenade
cliffs	coast	pier
vegetation	harbour	shop
beach	fairground	lighthouse


Seaside Sort



Draw a table like this to help you sort the key words:

Human			Physical		
sand	sea	promenade	vegetation	harbour	shop
cliffs	coast	pier	beach	fairground	lighthouse

Beach



Look at the photograph. How does it make you feel? What do you think you would be able to hear, see, smell, feel and even what might you be able to taste if you were in the picture?

What can I see?

What can I hear?

What can I touch/feel?

What can I smell?