

Year 1 Reading – Summer 2 Week 5



You should be listening to your child read for at least 25 minutes a day

Purple Mash

1. Log onto Purple Mash



Email

Password

Log in

[Forgot password?](#) [Register parent](#)

2. Once logged on go to Serial Mash and click Diamond level




3. Choose our text: Sky-scraping Sunflowers

4. Read one chapter each day and complete the quiz at the end

Oxford Owl are offering free online e-books and Phonics books that you can read with your child daily.

www.oxfordowl.co.uk



Phonics: Practice these sounds daily with your child. You can find a link how to pronounce each sound. Visit our **Year 1** page, and click the **'Phonics'** Tab.



f	l	m	n	r	s	v	z	sh	th	ng
ff	ll	mm	nn	rr	ss	ve	zz			nk
ph	le		kn	wr	se		se			
					c		s			
					ce					

b	c	d	g	h	j	p	qu	t	w	x	y	c
bb	ck	dd	gg		ge	pp		tt	wh			tch












a	e	i	o	u	ay	ee	igh	ow
	ea				a-e	ea	i-e	o-e
					a	e	i	oa
					ai	y	y	o
					aigh			

oo	oo	ar	or	air	ir	ou	oy	ire	ear	ure
u-e			oor	are	ur	ow	oi			
ue			ore		er					
ew			aw							
			au							


Set 2

ay  may I play?	ee  what can you see?	igh  fly high	ow  blow the snow	oo  poo at the zoo
oo  look at a book	ar  start the car	or  shut the door	air  that's not fair	ir  whirl and twirl
ou  shout it out	oy  toy for a boy			

Set 3

a-e  make a cake	i-e  nice smile	o-e  phone home	u-e  huge brute	aw  yawn at dawn
are  care and share	ur  nurse with a purse	er  a better letter	ow  brown cow	ai  snail in the rain
oa  goat in a boat	ew  chew the stew	ire  fire, fire!	ear  hear with your ear	ure  sure it's pure
ea  cup of tea	oi  spoil the boy			

Set 4

<p>ea</p>  <p>the pear loving bear</p>	<p>ore</p>  <p>explore the shore</p>	<p>e-e</p>  <p>Pete the athlete</p>	<p>ui</p>  <p>fruit in suits</p>	<p>ie</p>  <p>cherry pie</p>
<p>ey</p>  <p>monkey on a donkey</p>	<p>au</p>  <p>launch the astronaut</p>	<p>our</p>  <p>pour your water</p>	<p>oe</p>  <p>Joe's toe</p>	<p>ph</p>  <p>photo of a dolphin</p>
<p>ie</p>  <p>thief with a shield</p>	<p>wh</p>  <p>where's Dr. Who</p>			

Monday

oe



Joe's toe

Practise reading

Joe toe goes

foe hoe doe

Activity:

Hold a sentence and then **write a sentence** in your books with each of these words. Underline the sound. For example:

A doe is a female deer.

Tuesday



Practise reading

photo dolphin

elephant telephone

alphabet phantom

Activity

Fill in the missing words and underline the key sound.

I know all the letters in the _____.

Of all the sea creatures, the _____ is my favourite.

I took a _____ of my mum.

I talk to people on the _____.

The large, grey _____ stomped through the
grass.

_____ is another word for ghost.

Wednesday



Practise reading

thief shield chief

field fierce piece

Activity



Fred Fingers: How many sounds can you count in each word? Write the word and the number of sounds in your book.

For example sh - ie - l - d h = 4 sounds

Thursday



Practise reading


when where what who

wheel whiskers whisper

whale white

Activity

Say each word then practice writing it out in your books without looking.



FUN FRIDAY!

Find out about a person in history or an event.

What questions would you ask them?

What would they say?

Bonus!

You could get someone to be that person and then record the interview or write it up as a script!



Story Time Ideas

- Year 1 love listening to stories. You can access free audio books from Audible (try 'Littlest Listeners')

<https://stories.audible.com/discovery>

- CBeebies Bedtime stories: Available on BBC iplayer or on television each day at 18:50

News for Parents

Read Write Inc. Phonics Lessons at Home

A new film every day

Monday to Friday - Available for 24hrs

Set 1 9:30am - Set 2 10:00am - Set 3 10:30am



Go to [youtube.com](https://www.youtube.com) and search for RWI Phonics lessons at Home.