

This week we are learning about “Under the Sea”.

Watch this YouTube clip on Sea Animals

<https://www.youtube.com/watch?v=Oxw6FoUNeT4&t=181s>

Take a look at this Book on YouTube Ocean Life by Jill McDonald.

<https://www.youtube.com/watch?v=v93NsW35YV&t=29s>

Watch this information clip on under the sea

<https://www.youtube.com/watch?v=T8nxiro1u78>


READING

Explore and learn about the oceans

<https://www.youtube.com/watch?v=J2BKd5e15Jc>

Look at YouTube story of The Rainbow Fish

<https://www.youtube.com/watch?v=QFORvXhub28>



ART

- See if you can use your fine motor skills and make these two different fish.
- Find some strong paper or card, paint it with your favourite coloured paint. Then add some glue and curly pasta. You can even paint the pasta.
- You need a paper plate for the other one, paint the plate and decorate with coloured paper for the scales. Remember to add some special silver ones too!



Using old CD and germs/paper plates make a scene of under the sea.



WRITING


- Can you write some sentences about your favourite sea creatures?
- What's their name?

- Could it be a Shark or a Crab or maybe the big Whale? Which one do you like?
- Try to draw a picture of it and you could label it too.
- Has it got more than two legs?
- Has it got a tail?
- Has it got fins?
- What does it eat?



MATHS

- Which Creature in the Sea do you think is the biggest? Which is the smallest?
- Maybe you could try to order them in size from Biggest to smallest.
- Once you have done that then try from Heaviest to lightest.
- Try these ones. Then maybe you could choose your own different ones. There's so many to choose from!



Counting to 20

For this activity you will need some cheerios or fruit loops. Count along how many circles are there in each tentacle.



Shapes

Talk about the 2D shapes that you have in your home. Look for triangles, circles, squares, rectangles and ovals. How many triangles or rectangles did you find? How many squares or circles or did you find? Which shape did you find the most of? Which shape did you find the least of?



triangle



oval



circle



rectangle




square

Counting

Draw and cut out 10 fish.

You can colour each fish differently using different colours and patterns. Number your fish. Stick them in a row in the right order starting with one and going up to ten or randomly stick them onto the paper.



You could repeat this activity on another piece of paper with fishes 11 to 20.

MUSIC

Watch the YouTube Video One Two Three Four Five

https://youtu.be/9ir_l7qTiZ4

- Try using your hands to make the clapping sounds of the snapping shark's teeth. Or maybe the blowing sounds of the small fish breathing.
- Listen to the clip below and hear the sea mammal's sounds they make. See if you can find some pots, tins and shakers that make similar sounds.
- <https://www.youtube.com/watch?v=pz3UytMUrfE>
- Can you listen to the song "There's a hole in the bottom of the sea" and sing along?
- <https://www.youtube.com/watch?v=R1Qn2bcZRT0>

Physical Development

- How do some of these Sea Creatures move? See if you can practice moving the same way.
- Crab – walks sideways
- Shark – glides gracefully in the deep water
- Fish- flutters his way around in the water
- Jellyfish- waves his legs and arms around, all 8 of them.

Now see if you can make a Rainbow fish of your own. Here is an example of one below.



Don't forget to go on Tapestry and see the lovely things your Teachers are doing for you.

There are lots of stories this week, mixed with some phonics and some characters from the books to make too.

Hope you have fun and enjoy learning about Under The Sea.

