


Writing Year 2 w/c 22nd June

Monday 22nd Lesson 1

This week we will be reading the book The Lighthouse Keeper's Lunch by Ronda and David Armitage. First watch the video of Monday's lesson.



What is a Lighthouse?

A lighthouse is a building that gives out light. It helps to keep boats and ships safe by warning them where land is.

There are some tricky words in this story. Let's have a think about what some of them mean.

Mrs Grinling **concocted** a delicious lunch for him.

Once she had **prepared** the lunch she packed it into a special basket.

Mrs Grinling had prepared a particularly **appetising** lunch.

Mr and Mrs Grinling decided on a plan to **baffle** the seagulls.

His whiskers **drooped** when he **peered** down at the wet, blue sea.

A truly **superb** plan!

concocted: to make

prepared: to get ready

appetising: very tasty

baffle : to confuse

drooped: to hang down

peered: to look closely

superb: excellent

What are the main events of the story?


Now draw a story map of the main events of the story.

Writing Year 2 w/c 23rd June

Tuesday 23rd June

LO: To understand the character of Mr Grinling

This week we will be reading the book *The Lighthouse Keeper's Lunch* by Ronda and David Armitage.



Can you remember the main events of the story?



Later in the week, we will be writing a diary from Mr Grinling. Today we will write a description of Mr Grinling. Can you answer these questions?

Remember to use adjectives

What is his personality like?

What does he look like?

Where does he live?

What does he do?





Here is an example of a character description of Mrs Grinling.

Mrs Grinling lives with her husband Mr Grinling and their cat Hamish, in a little white cottage high on the cliffs. Mrs Grinling loves to cook. She prepares delicious lunches for Mr Grinling who works at the lighthouse. You will always see her in an apron with her dark black hair tied up in a bun. Mrs Grinling is very clever. She has good ideas. She doesn't give up when things go wrong. She perseveres until she finds an answer.

Now write your character description.


Remember to write in full sentences, use adjectives and full stops and capital letters. There is a word bank to help you.

Challenge: Can you use joining words, but, so because

Writing Year 2 Wednesday 24th June

LO: To plan a diary entry

This week we will be reading the book *The Lighthouse Keeper's Lunch* by Ronda and David Armitage.



Can you remember the main events of the story?



Today we will be planning a diary from Mr Grinling. What are the features of a diary entry? Read this diary entry and find the features.

Saturday 4th May

Dear diary,

You are not going to believe the day I have had! First thing this morning, my mum told me I had to take some cakes to my poorly granny. I secretly wanted to stay and play in the garden but I felt bad for poor Granny so, I grumpily agreed. It was such a beautiful day as I walked through the woods, I just had to stop and pick some lovely red flowers.

Then suddenly, a wolf appeared from behind a tree! He was very charming and told me a shortcut to get to granny's house. I thought he seemed very clever so I stupidly believed him.



Finally, I got to Granny's house and I knew at once something strange was going on. Granny didn't look like herself at all. I asked Granny a lot of questions and just in time I worked out it wasn't Granny at all!

Next, a kind woodcutter came and helped me uncover the wolf and rescue poor granny. I felt very scared but I knew I had to be brave.

After that, the woodcutter took me home and Mum couldn't believe the adventure I'd had. Now it's well past my bedtime and I am very tired. I don't think I'll ever trust a wolf again!



Little Red Riding Hood

Diary Writing Checklist

Did I...

include the date the diary was written?

☐

use the words 'I' and 'my'?

☐

describe feelings?

☐

write about the events in order?

☐

use time linking words, e.g. 'next', 'first' and 'then'?

☐


Now plan your diary entry as Mr Grinling

Introduction Who are you? What do you do?	
What has happened? How do you feel?	
What did you try first?	
What did you try next? How did you feel?	
What happened in the end?	
What do you think will happen next?	

Writing Year 2 Thursday 25th June

LO: To write a diary entry

This week we will be reading the book *The Lighthouse Keeper's Lunch* by Ronda and David Armitage.



Today we will be writing a diary from Mr Grinling. Here is a checklist for you to use when you write. Remember to use your plan from yesterday. We will write the first 3 boxes today.

Diary Writing Checklist

Did I...

include the date the diary was written?

☐

use the words 'I' and 'my'?

☐

describe feelings?

☐

write about the events in order?

☐

use time linking words, e.g. 'next', 'first' and 'then'?

☐

Challenge: Can you use joining words to start a sentence?

First

Next

After

Meanwhile


Suddenly

Finally

Writing Year 2 Friday 26th June

LO: To write a diary entry

This week we will be reading the book *The Lighthouse Keeper's Lunch* by Ronda and David Armitage.



Can you remember the features of a diary entry?



Today we will be finishing the diary from Mr Grinling. Remember to use your plan from yesterday. Yesterday we wrote the first 3 boxes. Today we will write the rest.

Can you use some interesting adjectives in your writing?

Adjectives

People	Objects	Comfortable feelings	Uncomfortable feelings	Size	Time
adorable adventurous aggressive annoying beautiful caring confident clumsy confident considerate excitable glamorous grumpy happy helpful important intimidating obnoxious odd talented thoughtless timid handsome	bright clear distinct drab elegant filthy gleaming grotesque long magnificent precious sparkling spotless strange unsightly unusual valuable	brave calm cheerful comfortable courageous determined eager elated encouraged energetic excited exuberant fantastic fine healthy joyful pleasant relieved	angry annoyed anxious ashamed awful bewildered bored confused defeated defiant depressed disgusted disturbed dizzy embarrassed envious frightened hungry lonely scared terrified worried	big colossal enormous gigantic great huge immense large little long mammoth massive meagre mighty miniature minuscule petite puny short tall teeny tiny	ancient brief early fast late modern old quick rapid short slow swift young twinkl visit twinkl.com

Challenge: Can you use joining words to start a sentence?

First

Next

After

Meanwhile

Suddenly

Finally

Now check you have included all the features in your diary entry.