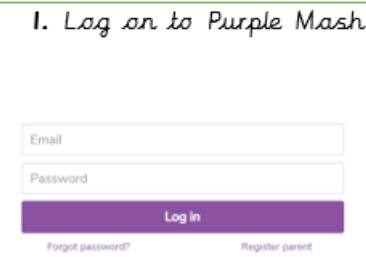




## Year 2 Reading

*You should be reading for at least 25 minutes each day.*



Log in to your Purple Mash account. Go to 'Serial Mash' and click 'Diamonds'. Visit the page for Max and the Pirates of Puddleton Bay


<p>1. Log on to Purple Mash</p> 	<p>2. Once logged in, click 'Serial Mash'</p> 	<p>3. Click on Diamonds</p> 
--	--	--

If you have trouble signing in, you can access PDF of the text if you [click here](#).

Monday 22nd June: Read [chapter 1](#) and complete the Chapter 1 Quiz



Tuesday 23rd June Read [chapter 2](#) and complete the Chapter 2 quiz



Wednesday 24th June: Read [chapter 3](#) and complete the Chapter 3 quiz



Thursday 25th June Read [chapter 4](#) and complete the Chapter 4 quiz



Friday 26th June Read [chapter 5](#) the final chapter



## Fun Activity of the Week

### A blast from the past


Find out about a person in history or an event.

What questions would you ask them?

What would they say?

### Bonus!

You could get someone to be that person and then record the interview or write it up as a script!



### Phonics

Practice these sounds daily with your child. You can find a link how to pronounce each sound. Practice reading the sound rhymes each day for both Set 2 and Set 3.


















f	l	m	n	r	s	v	z	sh	th	ng
ff	ll	mm	nn	rr	ss	ve	zz			
ph	le		kn	wr	se		se			nk
					ce		s			

b	c	d	g	h	j	p	qu	t	w	x	y	c
bb	k	dd	gg		g	pp		tt	wh			tch
	ck				ge							

a	e	i	o	u	ay	ee	igh	ow
	ea				a-e	ea	i-e	o-e
					a	e	i	oa
					ai	y	y	o
					aigh			

oo	oo	ar	or	air	ir	ou	oy	ire	ear	ure
u-e			oor	are	ur	ow	oi			
ue			ore		er					
ew			aw							
			au							

Set 3 Sounds

<p>a-e</p>  <p>make a cake</p>	<p>i-e</p>  <p>nice smile</p>	<p>o-e</p>  <p>phone home</p>	<p>u-e</p>  <p>huge brute</p>	<p>aw</p>  <p>yawn at dawn</p>
<p>are</p>  <p>care and share</p>	<p>ur</p>  <p>nurse with a purse</p>	<p>er</p>  <p>a better letter</p>	<p>ow</p>  <p>brown cow</p>	<p>ai</p>  <p>snail in the rain</p>
<p>oa</p>  <p>goat in a boat</p>	<p>ew</p>  <p>chew the stew</p>	<p>ire</p>  <p>fire, fire!</p>	<p>ear</p>  <p>hear with your ear</p>	<p>ure</p>  <p>sure it's pure</p>
<p>ea</p>  <p>cup of tea</p>	<p>oi</p>  <p>spoil the boy</p>			

<p>ay</p>  <p>may I play?</p>	<p>ee</p>  <p>what can you see?</p>	<p>igh</p>  <p>fly high</p>	<p>ow</p>  <p>blow the snow</p>	<p>oo</p>  <p>poo at the zoo</p>
<p>oo</p>  <p>look at a book</p>	<p>ar</p>  <p>start the car</p>	<p>or</p>  <p>shut the door</p>	<p>air</p>  <p>that's not fair</p>	<p>ir</p>  <p>whirl and twirl</p>
<p>ou</p>  <p>shout it out</p>	<p>oy</p>  <p>toy for a boy</p>			

We are sound detectives!







Can you find the hidden 'special friends' in these words?

Underline 2 letters- 1 sound and 3 letters- 1 sound.

Draw an arch for the split friends a-e i-e o-e u-e e-e.

achieve	sailor	amount
baboon	explode	jewel
squeezing	squirted	repeat
athlete	repair	chapter
excuse	squirm	lobster
repeat	woolly <b>y</b>	fighters
stripe	cried	sandwich
sunshine	wheelchair	pillow
horrible	value	throne

Can you sound-out these nonsense alien words?

shord 	craff 
gop 	broog 
zair 	dersh 




### Story Time Ideas

Audiobooks and eBooks are available to borrow for **free** from Hackney library, using these apps; **Overdrive** and **Borrowbox**. You will need to download these apps to a tablet, phone or computer. To use these apps, you will need a library card number from any London library. If you are not a member of the library, you can join for free here: <https://hackney.gov.uk/libraries#join>. You won't need to go into the library to provide proof of address as you normally would, but can do everything online

There are also a lot of websites where you can watch authors read their books for free:

- Storytime Online has hundreds of videos: Click [here](#) to view



- Year 2 love listening to stories. You can access free audio books from Audible (try 'Littlest Listeners')  
<https://stories.audible.com/discovery>
- CBeebies Bedtime stories: Available on BBC iplayer or on television each day at 18:50

Go to [youtube.com](https://www.youtube.com) and search for RWI Phonics lessons at Home

#### Read Write Inc. Phonics Lessons at Home










A new film every day

Monday to Friday - Available for 24hrs

Set 1 9:30am - Set 2 10:00am - Set 3 10:30am





Destination Reader	
<b>Predicting</b> 	<b>Inferring</b> 
<ul style="list-style-type: none"> <li>• I wonder if</li> <li>• I predict</li> <li>• I think that</li> <li>• I bet that</li> <li>• I imagine</li> <li>• The next part will be about</li> </ul>  <b>because</b>	<ul style="list-style-type: none"> <li>• This word tells me</li> <li>• This part tells me</li> <li>• This makes me think that</li> <li>• I think this <b>character</b></li> <li>• I think the <b>setting</b> is</li> </ul>  <b>because</b>
<b>Asking questions</b> 	<b>Evaluating</b> 
<ul style="list-style-type: none"> <li>• Who</li> <li>• What</li> <li>• When</li> <li>• Where</li> <li>• Why?</li> <li>• How?</li> </ul>	<b>Language</b> <ul style="list-style-type: none"> <li>• The word/phrase * works well <b>because</b></li> <li>• I like the way the author uses * it makes me think about</li> <li>• The sentence * has high impact <b>because</b></li> </ul>
<b>Clarifying</b> 	<b>Making connections</b> 
<ul style="list-style-type: none"> <li>• I think that means</li> <li>• I didn't understand</li> <li>• What does * mean?</li> <li>• * is a tricky word so I</li> </ul>	<b>Text to self:</b> <ul style="list-style-type: none"> <li>• I know about this <b>because</b> I</li> <li>• I've been/seen</li> <li>• I saw a programme about this</li> <li>• I can identify with this character <b>because</b></li> </ul> <b>Text to text:</b> <ul style="list-style-type: none"> <li>• I think this book is a * (<i>genre</i>) book <b>because</b></li> <li>• This reminds me of * <b>because</b></li> <li>• This is similar to * <b>because</b></li> </ul>
<b>Summarising</b> 	<b>Learning Behaviours</b> <ul style="list-style-type: none"> <li>❖ <b>Support and listen to others</b></li> <li>❖ <b>Discuss and explain our ideas</b></li> <li>❖ <b>Take responsibility for your own learning.</b></li> </ul>
<ul style="list-style-type: none"> <li>• This part is about</li> <li>• The heading would be</li> <li>• The main theme is</li> </ul>	