


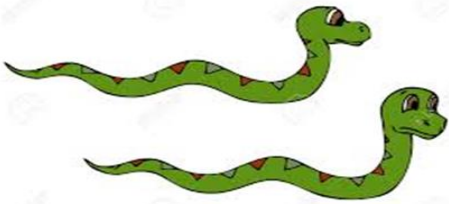



## The Rainforest- Some ideas for home learning. Have fun!

<p>In our classroom learning we were looking at the different continents. This week try and find out about South America and the in particular the Amazon rainforest. Which country is it in? Watch some video clips of the Amazon Rainforest  <a href="https://www.youtube.com/watch?v=KMdD6TTDZ_g">https://www.youtube.com/watch?v=KMdD6TTDZ_g</a>  <a href="https://www.youtube.com/watch?v=9rEBbF6wnSw">https://www.youtube.com/watch?v=9rEBbF6wnSw</a>  <a href="https://www.youtube.com/watch?v=tRlslay6Z4M">https://www.youtube.com/watch?v=tRlslay6Z4M</a>  <a href="https://www.youtube.com/watch?v=D_86EfXliWc">https://www.youtube.com/watch?v=D_86EfXliWc</a>  <a href="https://www.youtube.com/watch?v=_6LmosUL-LU">https://www.youtube.com/watch?v=_6LmosUL-LU</a></p>	<p><b>Have a jungle race!</b>          Think about how the different animals or insects in the rainforest would move. Eg monkeys leaping, snakes slithering, beetles scurrying. Now have a race with your family with everyone being a different animal. Who will be the winner?</p>
<p><b>Find out about insects</b>          There are more than 30 million species of insect in the Rainforest! That would take us weeks and weeks to count! Can you find out about the some of these insects?          If you have a garden or a window box or can get to the park, look closely for insects. How do they move? Do they hop, fly or scurry. What do you notice about them? Draw and label some pictures.</p>	<p><b>Make a colourful parrot</b></p> 
<p><b>Make a book of facts about the Amazon rainforest.</b>          Find out if it is light or dark in the rainforest.          Is it hot or cold?          Do many people live in the rainforest?          Why is the rainforest important to us even though we live thousands of miles away?</p>	<p><b>Make a mask</b>          Make some masks of jungle animals using cardboard or paper. Can you cut them out and then colour them in?</p> 
<p><b>Reading</b>          Do you have any books on animals? (Some of these can be found on You tube)          Rumble in the jungle          The lion who lost its roar          We're going on a lion hunt          Jazzy in the jungle          Make a book about baby animals.          Dear zoo          Where's my Mum?          Write your own jungle adventure story</p>	<p><b>Make animal fact cards</b>          Draw a different animal on each card and write an interesting fact about the animal.          Play a guessing game with one person thinking of an animal and the other person trying to guess what it is by asking questions eg Does it fly, does it have 8 legs</p>
<p><b>Jungle Journey</b> – Show the children pictures of jungles and rainforests and talk about the different plants and animals that they can see. Talk about planning an expedition through the jungle. Would it be hot or cold? What might we see? What might we need in our back pack?          Give children backpack picture and ask them to draw all the things they will take with them.</p> 	<p><b>Great Snakes</b>          Choose a piece of card and draw some snakes of different lengths, draw patterns and then cut them out. Lay the snakes on the table. Look at the snakes and see if they can find the longest one, the shortest one. Can they put them in order. Can they measure the snakes using handspans, or footsteps. You could also talk about centimetres and perhaps measure with a ruler (but only if your child is ready for this.)</p>

	
<b>Memory game</b> Play a memory game of 'In my backpack I will take...'	<b>Den building</b> Make a jungle den where you can watch the animals in safety. Maybe you could use a blanket and cushions . 
<b>Board games</b> Try Snakes and Ladders and Noughts and Crosses	<b>Counting</b> Remember to count to 20 and back every day. Write the numbers too, forming them carefully and correctly
<b>Phonics</b> In class, we use the RWI phonics programme. Lessons are being broadcast live daily on the you tube channel. They are very good and worth watching. The majority of our Reception aged children will now be on set 2 sounds. There is no harm in revisiting set 1 but unless you are sure they are ready, don't push on too fast into set 3. <a href="https://www.ruthmiskin.com/media/filer_public/40/79/4079a213-a595-4fc3-a3df-d24bf8e801aa/youtube_speed_sounds_lessons_schedule_.pdf">https://www.ruthmiskin.com/media/filer_public/40/79/4079a213-a595-4fc3-a3df-d24bf8e801aa/youtube_speed_sounds_lessons_schedule_.pdf</a>	<b>General</b> The very best learning comes through curiosity and discussion. What will really help your child at this time is that you find time to talk about things that interest you both.

If you can, please post some pictures on Tapestry so we can see what you have been doing!