

Reception Home learning



Please complete this pack throughout the week

Number Shape Addition to 20

Use the number shapes to work out the answers to each addition question.

$$\begin{array}{|c|} \hline \bullet \\ \bullet \\ \bullet \\ \bullet \\ \bullet \\ \bullet \\ \hline \end{array} + \begin{array}{|c|} \hline \bullet \\ \bullet \\ \hline \end{array} = \begin{array}{|c|} \hline \\ \hline \end{array}$$

$$\begin{array}{|c|} \hline \bullet \\ \bullet \\ \bullet \\ \bullet \\ \bullet \\ \bullet \\ \hline \end{array} + \begin{array}{|c|} \hline \bullet \\ \bullet \\ \bullet \\ \hline \end{array} = \begin{array}{|c|} \hline \\ \hline \end{array}$$

$$\begin{array}{|c|} \hline \bullet \\ \bullet \\ \bullet \\ \bullet \\ \bullet \\ \hline \end{array} + \begin{array}{|c|} \hline \bullet \\ \bullet \\ \bullet \\ \bullet \\ \hline \end{array} = \begin{array}{|c|} \hline \\ \hline \end{array}$$

$$\begin{array}{|c|} \hline \bullet \\ \bullet \\ \bullet \\ \bullet \\ \bullet \\ \hline \end{array} + \begin{array}{|c|} \hline \bullet \\ \bullet \\ \bullet \\ \bullet \\ \bullet \\ \hline \end{array} = \begin{array}{|c|} \hline \\ \hline \end{array}$$

$$\begin{array}{|c|} \hline \bullet \\ \bullet \\ \bullet \\ \bullet \\ \bullet \\ \hline \end{array} + \begin{array}{|c|} \hline \bullet \bullet \\ \bullet \bullet \\ \hline \end{array} = \square$$

$$\begin{array}{|c|} \hline \bullet \\ \bullet \\ \bullet \\ \bullet \\ \bullet \\ \bullet \\ \bullet \\ \hline \end{array} + \begin{array}{|c|} \hline \bullet \\ \bullet \bullet \\ \bullet \bullet \\ \hline \end{array} = \square$$

$$\begin{array}{|c|} \hline \bullet \\ \bullet \bullet \\ \bullet \bullet \\ \bullet \bullet \\ \bullet \bullet \\ \hline \end{array} + \begin{array}{|c|} \hline \bullet \\ \bullet \bullet \\ \bullet \bullet \\ \bullet \bullet \\ \bullet \bullet \\ \hline \end{array} = \square$$

$$\begin{array}{|c|} \hline \bullet \bullet \\ \bullet \bullet \\ \bullet \bullet \\ \bullet \bullet \\ \hline \end{array} + \begin{array}{|c|} \hline \bullet \bullet \\ \bullet \bullet \\ \bullet \bullet \\ \bullet \bullet \\ \hline \end{array} = \square$$



+



=



+



=



+



=



+



=




Spring Subtraction




0 1 2 3 4 5 6 7 8 9 10

$$- 5 =$$




0 1 2 3 4 5 6 7 8 9 10

$$- 4 =$$




0 1 2 3 4 5 6 7 8 9 10

$$- 2 =$$



0 1 2 3 4 5 6 7 8 9 10

$$- 1 =$$


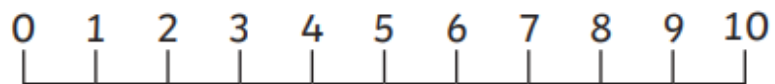


0 1 2 3 4 5 6 7 8 9 10

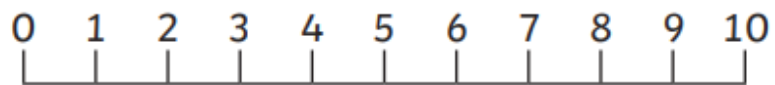
$$- 2 =$$



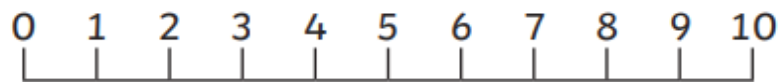
$$9 - 1 =$$



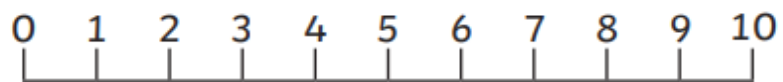
$$10 - 5 =$$



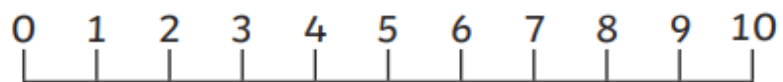
$$5 - 3 =$$





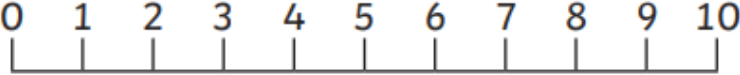


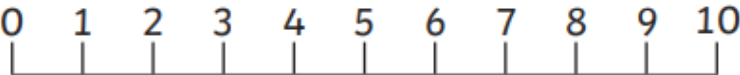


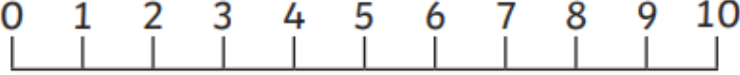





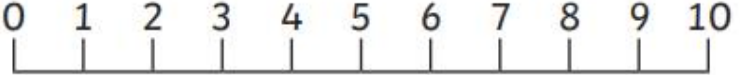

$$6 - 2 =$$



$$7 - 4 =$$



Challenge!


| | |
|---|---|
|  -  =  |  |
|  - 6 =  |  |
| 10 -  =  |  |
|  - 8 =  |  |
|  - 2 =  |  |




Number Line Subtraction

Example:


$$10 - 5 = 5$$



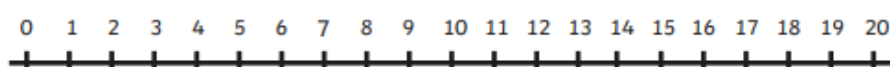
$$20 - 3 =$$




$$9 - 4 =$$




$$18 - 2 =$$



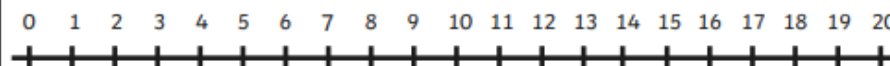
$$10 - 6 =$$



$$7 - 3 =$$



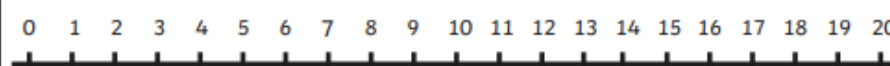
$$2 - 2 =$$



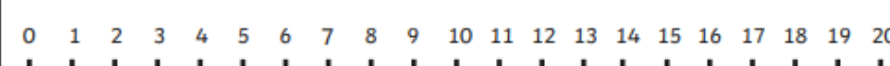
$$3 - 1 =$$



$$11 - 8 =$$



$$15 - 3 =$$



$$6 - 1 =$$



¹₂ ³ Create Your Own Subtraction Number Sentence ³₂ ¹

A subtraction number sentence template. It consists of three empty square boxes. The first box is outlined in orange, the second in green, and the third in purple. Between the first and second boxes is a green minus sign. Between the second and third boxes is a blue equals sign.

¹₂ ³ Create Your Own Subtraction Number Sentence ³₂ ¹

A second subtraction number sentence template, identical to the first one. It consists of three empty square boxes. The first box is outlined in orange, the second in green, and the third in purple. Between the first and second boxes is a green minus sign. Between the second and third boxes is a blue equals sign.

How much money is in my jar?



Now you create the coins in each jar




2p




5p



7p



8p



9p




10p

How much money is in my jar?



Can you continue the patterns below?



Spring Hunt Checklist

☐


blossom

☐


seedling

☐

flower bud

☐

flower

☐

daffodil

☐

insect

☐

bird

☐

lamb

☐

nest

☐

green leaf

Spring

| | | | | | | | | |
|---|---|---|---|---|---|---|---|---|
| a | b | c | d | e | l | g | h | i |
| m | n | o | g | q | a | s | t | u |
| y | z | a | r | c | m | e | f | g |
| k | l | m | o | o | b | q | r | s |
| w | x | y | w | a | b | c | d | b |
| i | j | k | l | r | a | i | n | u |
| s | p | r | i | n | g | a | b | d |
| g | c | h | i | c | k | m | n | s |
| s | t | u | v | w | x | y | z | a |


lamb
chick
rain

buds
grow
spring

In the spring I see...




Match the pictures to the text



**the light of
a torch**

**tools in the
shed**


**fish and chips
on a dish**



**digging in
the soil**

**bow down to
the King and
Queen**

**looking at
books**






sixteen trees

**Jim has seven
chocolate
coins.**

**boats on the
river**

Draw lines to match the descriptions to each creature



I will turn into something with wings.

twinkl.co.uk

I came out of a chrysalis.

twinkl.co.uk

I have spots!

twinkl.co.uk

I have no legs and am wriggly.

twinkl.co.uk

I have 8 legs.

twinkl.co.uk

I am very busy making honey!

twinkl.co.uk

I leave a slimy trail.

twinkl.co.uk

I am very strong and live in a nest.

twinkl.co.uk

Create a diary for this week include all of the activities you do throughout your day, draw pictures and write explanations of each activity that you do... Stay safe!
