

Name: _____

Class: _____

Reception Homework Pack

miStAkEs
are proof
that you are
TRYING

"IT'S NOT WHAT YOU
DO FOR YOUR
CHILDREN, BUT WHAT
YOU HAVE TAUGHT
THEM TO DO FOR
THEMSELVES, THAT
WILL MAKE THEM
SUCCESSFUL
HUMAN BEINGS."

Please ensure that the children are completing their work independently. Please support your child, however encourage as much independence as possible. Making mistakes is how we learn.

1	2	3	4	5	6	7	8	9	10
---	---	---	---	---	---	---	---	---	----



0 1 2 3 4 5 6 7 8 9 10 11 12 13 14 15 16 17 18 19 20

1	2	3	4	5	6	7	8	9	10
11	12	13	14	15	16	17	18	19	20
21	22	23	24	25	26	27	28	29	30
31	32	33	34	35	36	37	38	39	40
41	42	43	44	45	46	47	48	49	50
51	52	53	54	55	56	57	58	59	60
61	62	63	64	65	66	67	68	69	70
71	72	73	74	75	76	77	78	79	80
81	82	83	84	85	86	87	88	89	90
91	92	93	94	95	96	97	98	99	100

Count

Add +

Take Away -

Equals =

More >

Less <



In a football match, Anna's team have scored 3 goals. Then, Anna scores 1 more goal! How many goals have they scored altogether?



There are 6 people on a bus. Then, 2 more people get on. How many people are on the bus altogether? Try drawing a picture to help you work out the answer.



Azmeer has 5 1p coins in his money box. His grandad gives him 4 more 1p coins. How many does Azmeer have altogether? Ask a grown-up to help you find some 1p coins to check your answer.



Some activities that you could try at home

Write out the numbers 0-20 on some paper or card, cut them up and then ask a grown-up to mix the numbers up – don't peek! Then, see how quickly you can put them into the correct order. You could ask someone to time you and then see if you can get faster when you try again.

Collect 20 leaves from your garden or a local park. Write the numbers 1-20, one on each leaf, using a thick marker pen. Use a hole punch to make a hole in either end of the leaves and then thread them onto a piece of string. Don't forget to put them in the correct order! You could then put up your homemade number line in your bedroom to help you remember the order of the numbers.


Next time you open a packet of raisins, some carrot sticks or apple pieces, count out how many you have. If you're eating them with a friend, count how many they have too. Can you write the numbers down?

Ask an adult to hide the numbers to 20 around your room, house or garden. See if you can find all 20 and place them in order. You could ask someone to tell you a number to find. Can you remember what the number looks like and find it?

Draw circles on a piece of paper and put different coloured paints in shallow trays. Choose a number between 1 and 20. Dip your finger into paint and add that many petals to one of the circles, making a flower. Count the petals to check how many you have and write that number in the middle of the circle. Choose another number and do the same to another circle on your page. Fill up your page with colourful flowers, each with different amounts of petals.

Write the numbers 0-20 on plastic building bricks. Make a tower of 21 bricks, seeing if you can put the numbers in the correct order. Start with 0 at the bottom and 20 at the top and then try starting with 0 at the top and 20 at the bottom.

If a ladybird has 4 spots on one side and 4 spots on the other side, how many does she have in total?
Double 4.



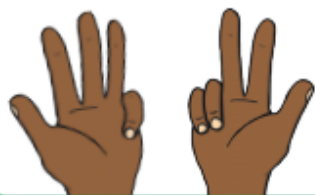
Some preschool children visit your class for an afternoon. There are usually 10 children in your class but today there are double that amount. How many children are there altogether?




Collect two bowls. Put three bananas in one bowl and two apples in the other. How many pieces of fruit do you have altogether?



Hold up four fingers on one hand and three on the other. How many fingers are you holding up altogether?



Go for a walk in the garden or park with someone from your family and take two containers with you. Collect five natural objects in your container and ask your family member to collect five different objects. How many objects did you find altogether?



Match the caption to the pictures



pat a
dog



a cat in
a hat



a sad
man



a pin on
a map



pots and
pans



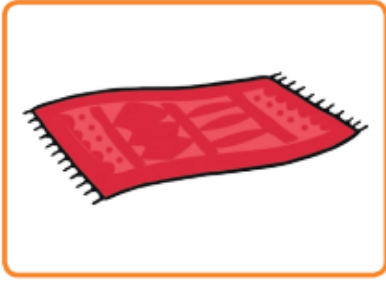
dad and
nan



a nap in
a cot



a kid in
a cap



.

.

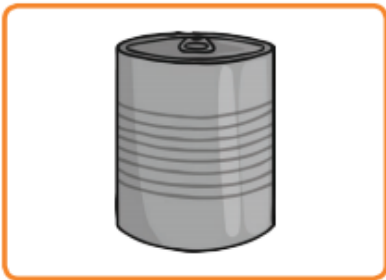
a tin
can



.

.

cats and
dogs



.

.

a red
rug



.

.

get to
the top



go to the
log hut



a hot hob



sit back
to back



a duck
and a hen



•

•

a cat on
a bed



•

•

to the top
of the hill



•

•

get off
the bus



•

•

no lid on
the pan



•

•

pack a pen
in a bag



•

•

a doll in
a cot



•

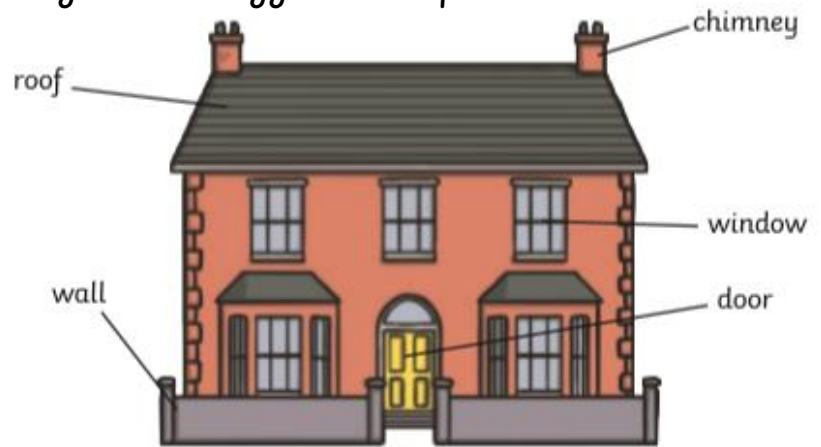
•

a cat and
a big fat
rat

Draw a picture of your house from the outside.

Write labels for all of the different parts

Here is an example..



- Who lives in your house?
- Draw the people that live in your house and their names

Write a list of all of your favourite activities to do at home?

Write a list of all of your favourite activities to do at school?

Read your favourite story book,
then create a story map, explaining
the events that occur in the
story.....